

Vikingprodukter AB

Vårt munskydd KN95 ger ett extra starkt andningskydd tack vare filter i 4 olika lager.

Den används för att skydda dig mot mindre partiklar samt har en filtereffekt mot föroreningar, droppar i luften, mikroorganismer, damm, pollen m.m. med ett skydd motsvarande 97 %.


Tack vare det elektrostatiske filtermaterialet ger denna mask en hög effektivitet samt god skyddseffekt, enkelt andningsmotstånd och är även bekväm att bära.

Munskyddet är tillverkat av mjukt material som inte skaver mot ansiktet. En lätt och bekväm ansiktsmask med elastiskt fäste och näsklämma för ett tätt och effektivt skydd.

Certifikation: CE FDA, skyddsklass FFP2

We pay attention to every detail

New three-dimensional anti-smog KN95 grade mask.
The detail reflects the humanized design





Seamless fit against fogging

No gap close fitting, improve mask protection performance, prevent the glasses from fog caused by exhalation


Double-fold storage three-dimensional shape

The middle folding line design, without glue bonding, the mask is strong and durable, and the shape is more three-dimensional



Soft nose bridge fits face shape

Soft and comfortable, suitable for long-term wear without fatigue



The elastic ear rope won't hurt your ears for a long time


Elastic ear rope has the characteristics of strong stretching and comfortable wearing. It is flexible and can be worn for a long time without constricting the ears

Three-dimensional cutting and seamless fit

The size is moderate but not suitable for most faces. Nose clip with plastic nose bridge / fit three-dimensional protection / cotton ear strap

THREE-DIMENSIONAL JOINT

Nose clip design. Fits the face according to the nose shape



0 glue


0 formaldehyde

360° Facial fit

4layers Protection

How to wear

PRODUCT DISPLAY, THE RESPIRATION VALVE MASK, BLACK AND WHITE ASH THREE COLOR, ACCORD WITH NATIONAL GB2626-2006 STANDARD



- 1 Open the mask flat
- 2 Face the mask without the nose clip so that the nose clip is above the mask
- 3 Pull the ear strap behind your ear
- 4 In the middle of the nose clip, press inwardly in the shape of the bridge of the nose from both sides until it is fully pressed into the shape of the bridge of the nose
- 5 Before entering the work area, the tightness of the mask to the face must be checked

Postadress
Box 6137
SE-102 32 Stockholm

Telefon
+46-(0)8-31 74 60
+47-22 33 48 00

Fax
+46-(0)8-30 10 21
kundtjanst@vikingprodukter.se

Org. nr.
556454-3956

Plusgiro
20 76 99-0
Bankgiro
5786-3037
www.vikingprodukter.se